

# Product sheet



DX<sup>3</sup> LEGRAND

RCBO DX3 6000A 2 pole 16A curve C type AC 300mA

REF. 411172 | EAN. 3245064111720

[> Visit e-catalogue](#)

## Product characteristics

- Breaking capacity 6000A according to IEC 61009 - 1 standard for household installations. Breaking capacity 10kA according to IEC 60947 - 2. Overcurrent tripping Curve C. Rated voltage : 230/400V~ 50Hz.
- AC - type for the detection of AC residual currents.
- Can be supplied either by copper cable (top side or bottom side) or prong busbar (top side).
- Width = 4 modules
- Fitted with a test button, to be used frequently to check the tripping of the residual current function. This device complies with substance-restriction requirements and has been designed in an environmentally conscious process. Protected against solid bodies larger than 12,5mm ("fingerproof"): IP20 according to IEC/EN 60529 standard.

## Recommendation / Restriction

- This product should be installed in compliance with installation rules, preferably by a qualified electrician. Incorrect installation and/or incorrect use can lead to risk of electric shock or fire. Before carrying out the installation, read the instructions and take account of the product's specific mounting location. Do not open up, dismantle, alter or modify the device except where specifically required to do so by the instructions. All Legrand products must be opened and repaired exclusively by personnel trained and approved by Legrand. Any unauthorised opening or repair completely cancels all liabilities and the rights to replacement and guarantees. Use only Legrand brand accessories.

## Documentation

TECHNICAL DOCUMENTATION

## The product's benefits

### Installation

- Compatible with prong type supply busbars. Fitted with DIN rail clamps, on top side and on bottom side to facilitate the installation on the DIN rail.

### Usage


- Fitted with a label holder allowing a clear, visible and convenient identification of the circuit. ON and OFF indication printed on the handle respectively on red and green backgrounds for an easy identification of the status of the RCBO.


CATALOGUE PAGE & OTHERS


 F01314EN-04.pdf | PDF (1.5Mo)

 F01314FR-04.pdf | PDF (1.49Mo)

### CAD & Design specs / BIM

 411164.dwg | DWG (0.27Mo)

 ex223001\_0076-0077.pdf | PDF (0.2Mo)

 ex223001\_0063.pdf | PDF (0.11Mo)

### Agreements & Certificates

 NF-NF012\_4536 | (0.76Mo)